



Earnings Flash Note
Qatar Industrial Manufacturing Company
2Q 2024/6M 2024



Qatar Industrial Manufacturing Company (QIMD)

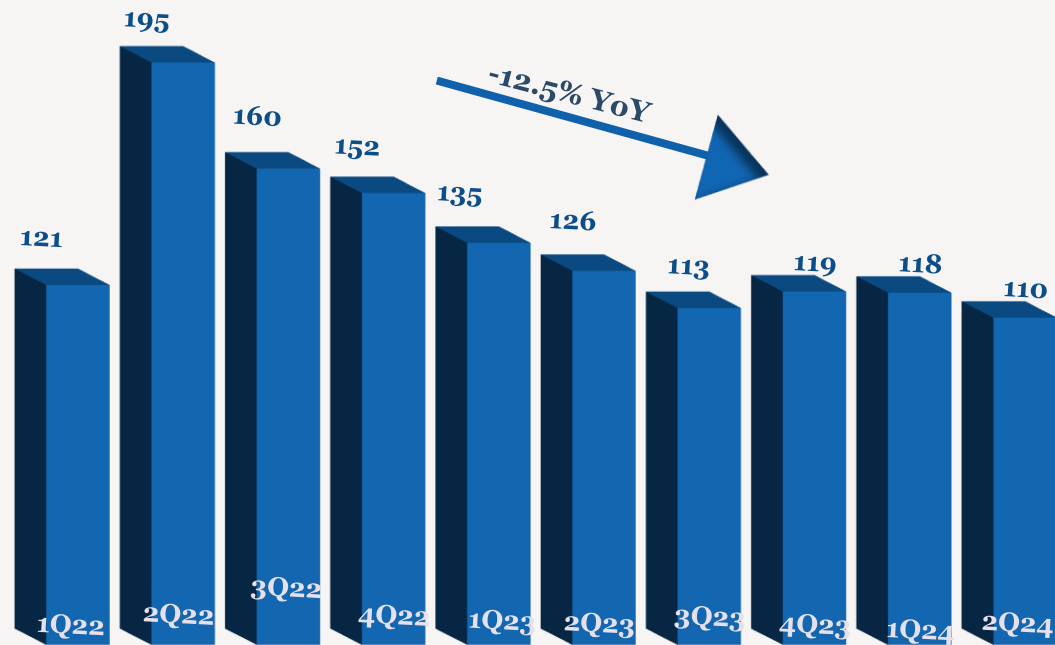
- > Net profit decreased by 26.9% YoY to QR43mn (+18.2% QoQ) in 2Q2024 primarily due to a decrease in operating profit. For 6M2024, net profit was down 25.8% YoY to QR80mn.
- > Revenue came lower by 12.5% YoY (-7.1% QoQ) to QR110mn in 2Q2024. For 6M2024, revenue was down 12.4% YoY to QR228mn.
- > Gross profit decreased by 19.1% YoY to QR23mn (-31.2% QoQ) while the corresponding margin came to 21.3% in 2Q2024 (vs. 23.0% in 2Q2023). For 6M2024 gross profit was down 7.6% to QR57mn.
- > Operating profit of QR24mn was down by 48.6% YoY (+20.8% QoQ) and margin came to 21.4% in 2Q2024 (vs. 36.5% in 2Q2023). For 6M2024 operating profit was down 47.6% to QR43mn.
- > For 2Q2024, EPS came at QR0.09 vs. QR0.12 in 2Q2023. For 6M2024, EPS was 0.167 vs 0.226 in 6M2023.
- > As of 4th August 2024, the stock has decreased 14.0% YTD, underperforming the QSE index, which was down by 7.1% YTD.
- > The stock is currently trading at TTM P/E multiple of 8.9x. lower than its 3Y historical average of 9.2x

2Q/6M 2024 Earnings Performance

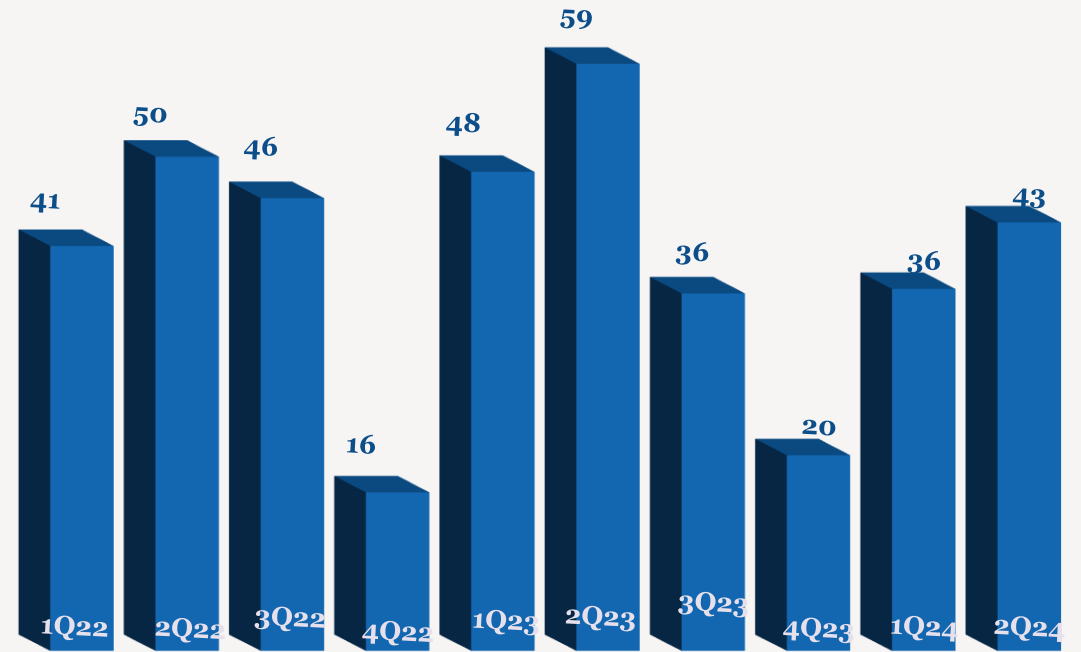
| | 2Q2024 | 2Q2023 | YoY | 1Q2024 | QoQ | 6M2024 | 6M2023 | YoY |
|----------------------|--------|--------|--------|--------|--------|--------|--------|--------|
| Sales | 110 | 126 | -12.5% | 118 | -7.1% | 228 | 261 | -12.4% |
| Gross Profit | 23 | 29 | -19.1% | 34 | -31.2% | 57 | 62 | -7.6% |
| Gross Margin % | 21.3% | 23.0% | | 28.7% | | 25.1% | 23.8% | |
| Operating Profit | 24 | 46 | -48.6% | 19 | 20.8% | 43 | 82 | -47.6% |
| Operating Margin % | 21.4% | 36.5% | | 16.5% | | 18.9% | 31.6% | |
| Net Profit to Equity | 43 | 59 | -26.9% | 36 | 18.2% | 80 | 107 | -25.8% |
| Net Margin % | 39.2% | 47.0% | | 30.8% | | 34.9% | 41.1% | |
| EPS (QR) | 0.09 | 0.12 | -26.9% | 0.08 | 18.2% | 0.167 | 0.226 | -25.8% |

Note: Values are expressed in QR'mn unless explicitly stated

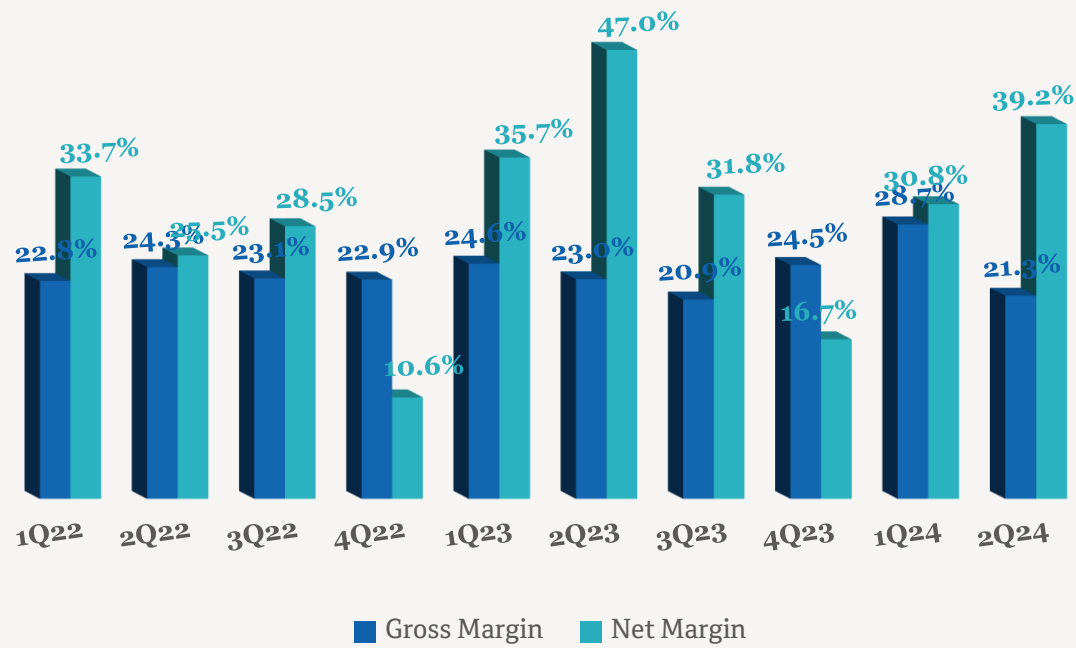
Quarterly Sales Trend (QRmn)



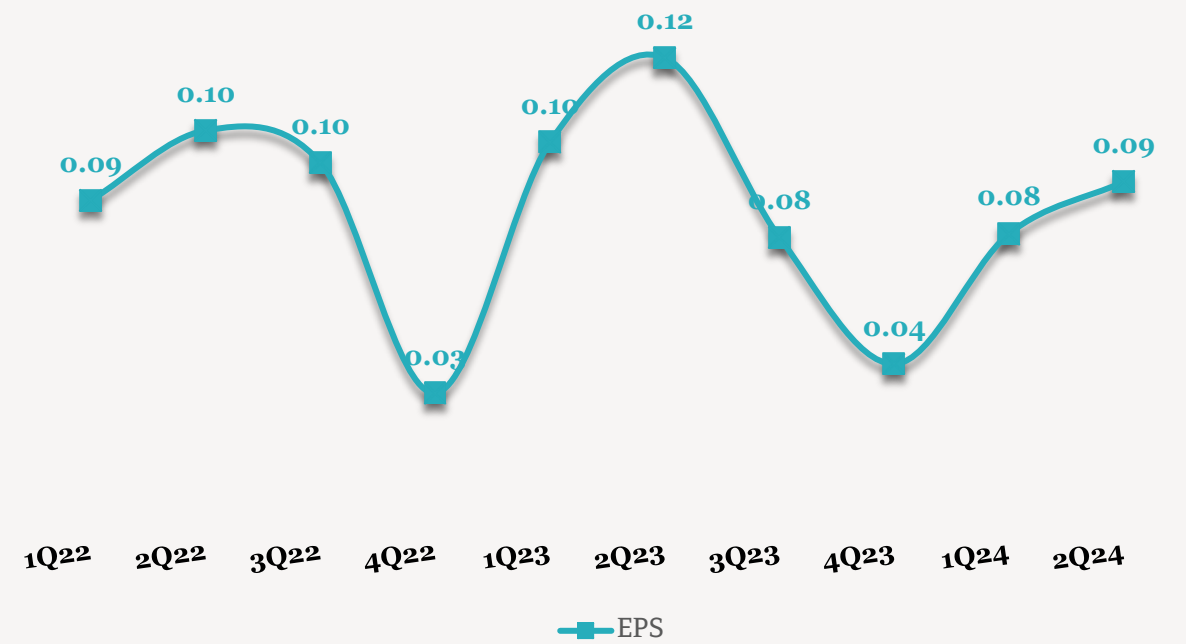
Quarterly Earnings Trend (QRmn)



Quarterly Margin Trend



EPS (QR) Trend



Contacts

QNB Financial Services Co. W.L.L.

Contact Center: (+974)4476 6666

info@qnbfs.com.qa

Doha, Qatar

Saugata Sarkar, CFA, CAIA

Head of Research

saugata.sarkar@qnbfs.com.qa

Shahan Keushgerian

Senior Research Analyst

shahan.keushgerian@qnbfs.com.qa

Phibion Makuwerere, CFA

Senior Research Analyst

phibion.makuwerere@qnbfs.com.qa

Roy Thomas

Senior Research Analyst

roy.thomas@qnbfs.com.qa

Dana Saif Al Sowaidi

Research Analyst

dana.alsowaidi@qnbfs.com.qa

Disclaimer and Copyright Notice: This publication has been prepared by QNB Financial Services Co. W.L.L. ("QNBFS") a wholly-owned subsidiary of Qatar National Bank (Q.P.S.C.). QNBFS is regulated by the Qatar Financial Markets Authority and the Qatar Exchange. Qatar National Bank (Q.P.S.C.) is regulated by the Qatar Central Bank. This publication expresses the views and opinions of QNBFS at a given time only. It is not an offer, promotion or recommendation to buy or sell securities or other investments, nor is it intended to constitute legal, tax, accounting, or financial advice. QNBFS accepts no liability whatsoever for any direct or indirect losses arising from use of this report. Any investment decision should depend on the individual circumstances of the investor and be based on specifically engaged investment advice. We therefore strongly advise potential investors to seek independent professional advice before making any investment decision. Although the information in this report has been obtained from sources that QNBFS believes to be reliable, we have not independently verified such information and it may not be accurate or complete. QNBFS does not make any representations or warranties as to the accuracy and completeness of the information it may contain, and declines any liability in that respect. For reports dealing with Technical Analysis, expressed opinions and/or recommendations may be different or contrary to the opinions/recommendations of QNBFS Fundamental Research as a result of depending solely on the historical technical data (price and volume). QNBFS reserves the right to amend the views and opinions expressed in this publication at any time. It may also express viewpoints or make investment decisions that differ significantly from, or even contradict, the views and opinions included in this report. This report may not be reproduced in whole or in part without permission from QNBFS.

COPYRIGHT: No part of this document may be reproduced without the explicit written permission of QNBFS.